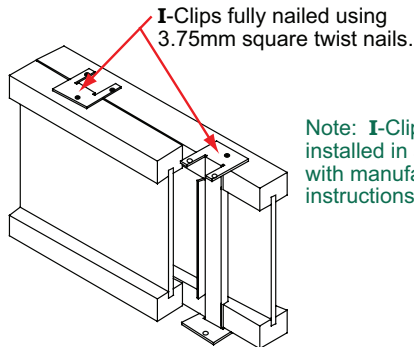


F12d

2-ply BCI® (Cullen I-clip).

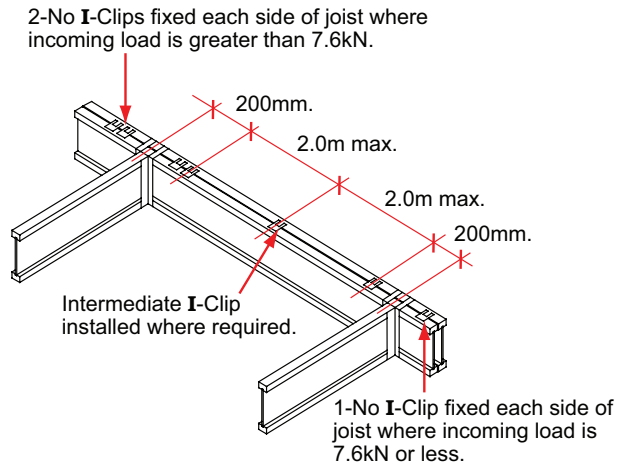


Note: I-Clips to be installed in accordance with manufacturer's instructions.

Fix 2-ply BCI® Joists together using I-Clips located within 200mm of all bearing points and incoming load positions and at max 2.0m centres (see F12e).

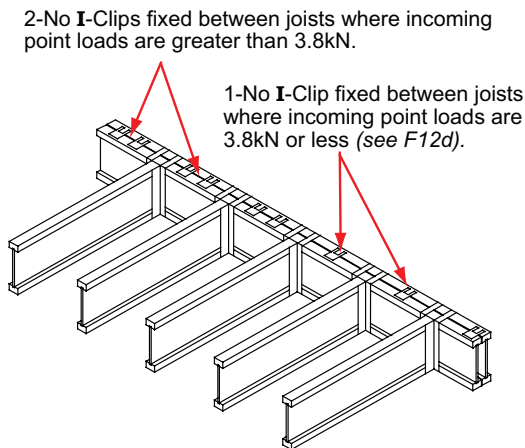
F12e

Cullen I-Clip (Localized connection).



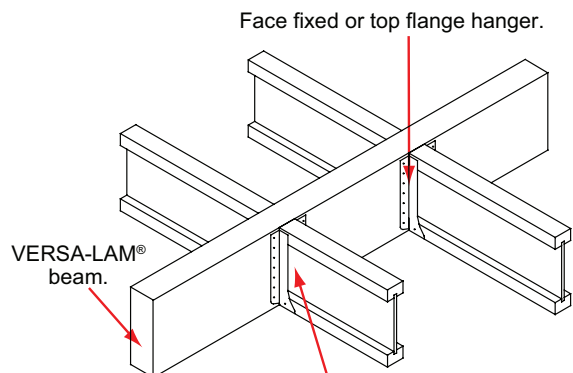
F12f

Cullen I-Clip (Multiple connection).



F13

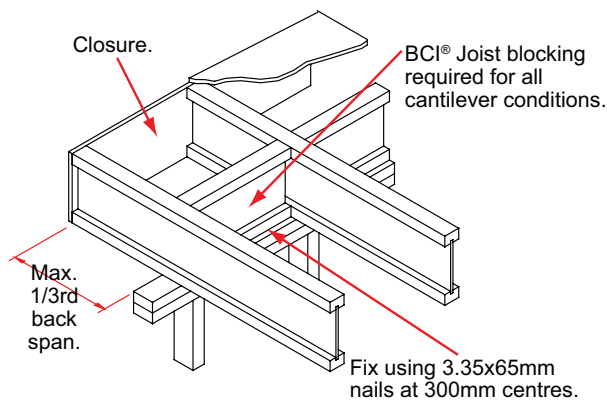
BCI® Joist to VERSA-LAM® connection.



Note: Web stiffeners are required where sides of hanger do not extend up to give restraint to the top flange (see F10).

F14

Typical standard cantilever.



F14a

Typical cantilever with wall support.

